



THROUGH MY EYES

ART FOR DEVELOPMENT

Exhibition Guide



THROUGH MY EYES
ART FOR DEVELOPMENT



In partnership with
Canada



Table of contents

Contents

- 1. WUSC Overview2
- 2. Exhibition Overview2
- 3. Exhibition Description.....3
- 4. Descriptions of Art Pieces0
- 5. Logistics and Installation.....12
 - 5.1. Installation, Display, and Dismantling Guidelines12
 - 5.2. Reference Table with Pictures of Crates/Boxes29
- 6. Visual Identity and Marketing Support33
- 7. Social Media campaign33
- 8. Web page on WUSC web site36
- 9. Visitor feedback.....37
- 10. Exhibition coordinator details37
- Annex 1: Sub-Exhibitions38
 - o Art Exhibition – Part 138
 - o Art Exhibition – Part II.....44
- Annex 3 : Registration procedure for Galleries/Organizations64

1. WUSC Overview

[WUSC \(World University Service of Canada\)](#) was established in the 1920s, making it one of Canada's most enduring non-profit organizations dedicated to global development. With nearly a century of experience, WUSC has built a reputation for fostering global solidarity and creating opportunities for youth, refugees, and marginalized communities.

Supported by Global Affairs Canada (GAC), WUSC operates in over 15 countries across Asia, Africa, and the Americas. Our initiatives are centered on youth-focused solutions that enhance education, economic opportunities, and empowerment, with a special focus on girls and refugees. This work is driven by key programs like the [Volunteer Cooperation Program \(VCP\)](#) and the flagship International Volunteer Cooperation Initiative: IGNI+E, supported by Global Affairs Canada.

2. Exhibition Overview

- **Title:** Through My Eyes: Art for Development
- **Objective:** To raise awareness about the Sustainable Development Goals (SDGs) and their impact on global communities.
- **Structure:**

The exhibition is divided into two sub-exhibitions, each representing all 17 SDGs. This division allows hosting organizations to choose whether to display the entire exhibition (34 pieces) or one part (17 pieces), depending on their space and logistical capacity.
- **Tour Start Date:** Fall 2024
- **Tour Itinerary:** Starting in the National Capital Region, the exhibition will tour across Canada.
- **Artists:** 24 artists from Canada, Ghana, and Malawi

- **Artworks:**

34 pieces (13 paintings, 10 mixed media pieces including photography and prints, 3 sculptures, 1 stained glass mosaic, and 7 digital pieces displayed on digital tablets featuring poetry, songs, and music videos)
- **Hosting Details:**

The exhibition is hosted free of charge. WUSC provides transportation and supplies all necessary materials, including easels, tablets, headsets, and more. For additional information, please refer to the logistics section below.

3. Exhibition Description

"Through My Eyes: Art for Development" is a vibrant and thought-provoking exhibition that captures how the Sustainable Development Goals (SDGs) impact communities around the world. It was launched on February 9, 2024, at the [2024 WUSC International Forum](#), where it received an enthusiastic response from over 160 attendees. The event brought together artists from Malawi, Ghana, and Canada, reflecting a spirit of global collaboration and a shared commitment to sustainable development.

This exhibition is an extension of WUSC's mission to promote global awareness and cooperation. With support from Global Affairs Canada (GAC) through the Volunteer Cooperation Program and the IGNITE program, "Through My Eyes: Art for Development" serves as a bridge between WUSC's initiatives and the global issues the SDGs seek to address.



In keeping with WUSC's values of inclusivity and representation, the exhibition features 34 artworks by 24 artists from Canada, Ghana, and Malawi. The selection includes both emerging and established artists from diverse backgrounds. This approach ensures that the exhibition represents a broad spectrum of voices, aligning with the SDG principle of leaving no one behind.




Each piece in the exhibition offers a unique perspective on the SDGs, turning complex global issues into compelling visual stories. By bringing these artworks to a wider audience, WUSC highlights the connections between challenges like poverty, inequality, and environmental sustainability, while emphasizing the importance of international cooperation in tackling these issues.




Through this exhibition, WUSC aims to spark conversations and inspire action toward a more inclusive and equitable world. "Through My Eyes: Art for Development" demonstrates how art can be a powerful tool for education, advocacy, and fostering a collective vision for a sustainable future.



4. Descriptions of Art Pieces




In this section, all details about the complete art exhibition are provided. Annex 1 contains the descriptions of the two separate sub-exhibitions.




#	SDG	Sub-Exhibition	Crate	Artwork Title	Artist Name	Medium	Dim inch	Description	Picture	Equipment provided by WUSC
1	SDG 1: No Poverty	Part 2	Crate 2	Njala Nchilombo	Kal-El Music	Song and Lyric video	Non applicable	A powerful song depicting the struggles and resilience of those facing poverty in Malawi, accompanied by a visually impactful lyric video.		1 tablet + 1 stand 2 headsets + 2 stands 1 splitter audio jack
2	SDG 1: No Poverty	Part 1	Crate 3	More Than a Pile	Jayden Thompson	Lithography	24.8 x 36.22 x 1.37 in	An artwork critiquing the heavy hand of privilege and envisioning a world free from deprivation, highlighting the global reality of poverty.		Small Easel




3	SDG 2: Zero Hunger	Part 2	Crate 2	Nurturing Abundance	Malawi to the World (Kondwa ni Jere)	Photograp hy & Mixed Media	1.18 x 23.62 x 41.33 in	A collage celebrating sustainable agriculture and community strength in Malawi, showing the journey towards a hunger- free world.		Small Easel
4	SDG 2: Zero Hunger	Part 1	Crate 3	Just Another Beggar	Uwe Foehring	Stone sculpture	11.81 x 6.29 x 9.84 in	A stone sculpture inspired by beggars in Paris and Ottawa, reflecting the harsh realities of hunger and the need for systemic solutions.		
5	SDG 3: Good Health and Wellbein g	Part 1	Crate 3	For Every Life Matters	Nasheera Adam	Painting	1.18 x 21.65 x 31.49 in	A painting inspired by the maternal ward in a Malawian hospital, emphasizing the right to proper healthcare for women and children.		Small Easel




6	SDG 3: Good Health and Wellbeing	Part 2	Crate 2	Without title	Catalina Villanueva	Painting	20.47 x 27.95 x 1.37 in	An artwork representing a dystopian society where health and wellbeing are neglected, using symbolism to address risky health behaviors and their consequences.		Small Easel
7	SDG 4: Quality Education	Part 1	Crate 4	SHINE	Samuel (Samuel Genda)	Music video	Non applicable	A hip-hop musical piece addressing gender stereotypes in education, encouraging girls to shine and pursue education as a path to equality.		1 tablet + 1 stand 2 headsets + 2 stands 1 splitter audio jack
8	SDG 4: Quality Education	Part 2	Crate 1	Education Changes the World	Collective (Original idea: Sophie St-Laurent)	Painting	1.18 x 43.30 in	A collective work representing the different doors and paths available to those with access to quality education, capturing perspectives from over 80 youth across Canada.		Medium Easel




9	SDG 5: Gender Equality	Part 1	Crate 3	Through the Eyes of Women	ShikCreat es (Chooshm a Devi Hurrydass)	A video with poems	27.55 x 19.68 x 0.78 in	Inspired by the 16 Days of Activism against Gender-Based Violence, this interactive piece includes illustrations, written poems, and recited poems by women from various backgrounds, highlighting multiple aspects of GBV and the aspiration for a better world for girls and women.		Small Easel
1 0	SDG 5: Gender Equality	Part 2	Crate 2	Ndjombo	Enia Sitole	Painting	1.57 x 17.32 x 23.62 in	A painting of a mother with her children, symbolizing gender equality and female empowerment, inspired by the artist's personal journey.		Small Easel




1 1	SDG 6: Clean Water and Sanitatio n	Part 1	Crate 3	Flow of Life: Ripples of Change in Pursuit of Clean Water	Malawi to the World (Kondwa ni Jere)	Photograp hy & Mixed Media	1.18 x 27.55 x 41.33 in	A collage depicting the daily journey for clean water in Malawi, highlighting the importance of water access and sanitation.		Small Easel
1 2	SDG 6: Clean Water and Sanitatio n	Part 2	Crate 2	Without title	Nura Huerman (Lina Artz)	Digital Drawing	0.78 x 27.55 x 27.55 in	A depiction of a perfect world where humans and sea creatures coexist harmoniously, emphasizing the importance of clean water.		Small Easel
1 3	SDG 7: Affordab le and Clean Energy	Part 2	Crate 2	Peace on the Horizon	Margery Leach	Painting	22 x 24 in	The artwork embodies Sustainable Development Goal #7 by depicting a sun as a peace sign, emphasizing clean energy's role in promoting global peace and sustainability.		Medium Easel




1 4	SDG 7: Affordable and Clean Energy	Part 1	Crate 3	Everything is on the Line	Margery Leach	Painting	35.43 x 23.62 x 1.57 in	A piece using a clothesline to symbolize the urgent need for clean and affordable energy, emphasizing harmony with nature.		Small Easel
1 5	SDG 8: Decent Work and Economic Growth	Part 2	Crate 1	To Grow and Survive	Nasheera (Nasheera Adam)	Painting	29.52 x 39.37 x 1.18 in	A painting depicting child labor, marketplace scenes, and urban development in Malawi, highlighting the importance of decent work and economic growth.		Medium Easel
1 6	SDG 8: Decent Work and Economic Growth	Part 1	Crate 3	Without title	Benjamin McTaggart	Mixed Media Painting	3.14 x 9.84 x 19.68 in	3 pieces exploring labor and economic development at sea, highlighting the often overlooked realities of maritime work and its global impact.		Small Easel 3 pieces on one easel




17	SDG 9: Industry, Innovation, and Infrastructure	Part 2	Crate 1	Harnessing Lake Wave Energy	Kal-El Music (Abdul Aziz Elias)	Sequential Art - (Narrative)	0.78 x 59.05 x 43.3 in	A comic strip blending traditional Malawian art and futuristic symbols, depicting a young man's journey to harness lake wave energy for sustainable development.		Large Easel
18	SDG 9: Industry, Innovation, and Infrastructure	Part 1	Crate 3	The Emerald City	Anne-Marie Battis	Stained glass mosaic	1.96 x 13.77 x 13.77 in	A stained glass mosaic representing modern urban environments, emphasizing the importance of resilient infrastructure and innovation.		Small Easel
19	SDG 10: Reduced Inequalities	Part 1	Crate 4	Endless Possibilities	Ms Grande (Zahir Elias)	Drag comedy stage performance	Non applicable	A multimedia piece addressing economic and social inequalities, with a focus on the LGBTQ+ community in Malawi.		1 tablet + 1 stand 2 headsets + 2 stands 1 splitter audio jack

20	SDG 10: Reduced Inequalities	Part 2	Crate 2	Fighters Dance Crew	Fighters Dance Crew (Annie-Claude Elie)	Dance clip	Non applicable	A music video featuring young dancers from the Dzaleka refugee camp, using Michael Jackson's "They Don't Care About Us" to highlight the struggles and potential of young refugees.		1 tablet + 1 stand 2 headsets + 2 stands 1 splitter audio jack
21	SDG 11: Sustainable Cities and Communities	Part 1	Crate 4	Home - My Reality Versus my Dreams	SamueL (Samuel Genda)	Poetry with video	Non applicable	A spoken word poetry piece and video exploring the impact of housing and infrastructure on achieving dreams and improving living conditions.		1 tablet + 1 stand 2 headsets + 2 stands 1 splitter audio jack
22	SDG 11: Sustainable Cities and Communities	Part 2	Crate 2	Piecing It Together	Penny Bateman	Painting	57.08 x 25.59 x 1.18 in	A patchwork representing the components of a sustainable community, created with non-toxic paints and reused materials.		Medium Easel

2 3	SDG 12: Responsible Consumption and Production	Part 1	Crate 3	We Affect Everything	Karen Billett	Painting	0.78 x 17.71 x 21.65 in	A painting emphasizing the impact of human actions on the environment, advocating for sustainable consumption and production practices.		Small Easel
2 4	SDG 12: Responsible Consumption and Production	Part 2	Crate 1	Sustainable Communities and Cities	Makafui Awuku	Painting	50.39 x 37 x 1.57 in	No Description		Medium Easel
2 5	SDG 13: Climate Action	Part 2	Crate 2	Scorched Earth	Phindu Zaie (Phindu Banda)	Spoken Word Poetry	Non applicab le	A poem highlighting the impact of climate change on Malawi, calling for climate justice and immediate action.		1 tablet + 1 stand 2 headsets + 2 stands 1 splitter audio jack

2 6	SDG 13: Climate Action	Part 1	Crate 3	Flight Path	Lisa Creskey	Sculpture	Non applicab le	A depiction of the annual migration of Parasitic Jaegers, symbolizing the unified effort needed for climate action.		
2 7	SDG 14: Life Below Water	Part 2	Crate 2	Without title	ShikCreat es (Chooshm a Devi Hurrydass)	3 Sculptural pieces	Non applicab le	An artwork featuring Malawian aquatic life, highlighting the impact of pollution on Lake Malawi's ecosystem.		Add to put sculptures on tables
2 8	SDG 14: Life Below Water	Part 1	Crate 3	Regeneratio n	Cecile Tang (C- xixile)	Painting	2,36 x 20.4 x 20.4 in	A colorful depiction of corals, emphasizing their importance to marine life and the need for conservation efforts.		Small Easel

29	SDG 15: Life on Land	Part 1	Crate 3	Without title	ShikCreat es (Chooshma Devi Hurrydass)	Mix medium art	1.57 x 20.8 x 20.8 in	A piece narrating the lifecycle of a tree and the impact of deforestation, inspired by Cyclone Freddie's aftermath in Malawi.		Small Easel
30	SDG 15: Life on Land	Part 2	Crate 2	Without title	Rae Landriau	Print of digital art	2,36 x 20.4 x 20.4 in	A collage and drawing combination examining the role humans play in larger ecological systems, advocating for conservation of greenspaces.		Small Easel
31	SDG 16: Peace, Justice, and Strong Institutions	Part 1	Crate 3	Crossroads of Compassion : Harmony in Displacement	Malawi to the World (Kondwani Jere)	Photography & Mixed Media	1.18 x 21.65 x 41.33 in	An installation linking the experiences of refugees and cyclone-affected Malawians, emphasizing the universal quest for stability and community.		Small Easel

3 2	SDG 16: Peace, Justice, and Strong Institutions	Part 2	Crate 2	Slam Lettre	Leslamo (Songa Bahati Manassé)	Slam- poésie	Non applicab le	A powerful slam poetry piece addressing the need for global partnerships and collective action.		1 tablet + 1 stand 2 headsets + 2 stands 1 splitter audio jack
3 3	SDG 17: Partners hips for the Goals	Part 2	Crate 2	Together Ensemble	Collective (Original concept: Sophie St- Laurent)	Painting	1.57 x 22.04 x 22.04 in	A collective work highlighting the importance of individual and collective contributions towards building an inclusive, sustainable world.		Small Easel
3 4	SDG 17: Partners hips for the Goals	Part 1	Crate 3	We are one	Karen Billett	Painting	11 x 14 in	A vibrant portrayal of global unity, emphasizing the interconnectedness of all communities and their shared commitment to achieving sustainable development goals.		Small Easel




5. Logistics and Installation




This section provides comprehensive details for setting up, managing, dismantling, and packing the "Through My Eyes: Art for Development" exhibition. Section 5.1. includes Installation and Display Guidelines and Section 5.2. includes information about Crates and Boxes.

- The exhibition is divided into **two sub-exhibitions**, each representing all 17 SDGs. **Organizations can choose to display the entire exhibition (34 pieces), or one sub-exhibition (17 pieces) based on space and logistical capacity.**
- The exhibition includes 34 pieces: **13 paintings, 10 mixed media pieces (including photography and prints), 3 sculptures, 1 stained glass mosaic, and 7 digital pieces displayed on tablets featuring poetry, songs, and music videos.**
- Power outlets are required for the 7 digital pieces, and tables are needed to display the 3 sculptures (one of them is a triptych - 5 pieces of sculpture in total). Ensure sufficient space is available for proper display.
- **WUSC handles all transportation logistics and costs**, ensuring artworks are transported in professional crates with the necessary materials. Throughout the duration of the exhibition, the hosting organization is required to store the crates in a secure and sheltered place (more information about the specifications of the crates can be found in section 5.2: *Reference Table with Pictures of Crates/Boxes.*)
- Hosts must display the artworks in a climate-controlled environment to prevent damage.
- After the exhibition, follow dismantling instructions to safely repack all items. Coordinate with the Art Exhibition Coordinator to arrange return shipping. All costs are covered by WUSC.
- If any items are damaged during the process, promptly inform WUSC through the Art Exhibition Coordinator.
- WUSC provides remote support during setup, maintenance, and dismantling.
- For any inquiries or support, contact the Art Exhibition Coordinator Fabian Martin at fmartin@wusc.ca.




5.1. Installation, Display, and Dismantling Guidelines



This section includes guidelines for setting up and displaying each art piece, along with dismantling and packing instructions to ensure safe repacking after the exhibition.



#	SDG	Type	Sub Art Ex	Crate	Box/Easel	Installation Guidelines	Dismantling Guidelines	Box Packing	Crate packing
1	SDG 1: No Poverty	Song and Lyric video	Part 2	Crate 2	Box 1	<ul style="list-style-type: none"> - Place tablet on provided stand. - Connect headsets securely to audio jack and place on stand. - Ensure tablet is fully charged. 	Power off the tablet, disconnect headsets, and remove audio jack.	Pack tablets first, followed by headsets in hard-shell cases, and then folded stands. 	Pack boxes first, then paintings, securing them with protective padding, followed by easels without applying pressure. 
2	SDG 1: No Poverty	Lithography	Part 1	Crate 3	Small Easel	<ul style="list-style-type: none"> - Place on Easel. Ensure easel is stable. - Place near natural light or well-lit area 	Remove from easel, fold easel, and carefully place both in designated crates with protective padding.		Pack boxes first, then paintings, securing them with protective padding, without applying pressure. 



3	SDG 2: Zero Hunger	Photography & Mixed Media	Part 2	Crate 2	Small Easel	- Place on Easel. Ensure easel is stable. - Place near natural light or well-lit area	Remove from easel, fold easel, and carefully place both in designated crates with protective padding.		Pack boxes first, then paintings, securing them with protective padding, followed by easels without applying pressure. 
4	SDG 2: Zero Hunger	Stone sculpture	Part 1	Crate 3	Box 3	Best placed at eye level on a table.	- Carefully place the sculpture in its designated space in Box 3.	Place in dedicated space in Box 3 	Pack boxes first, then paintings, securing them with protective padding, without applying pressure. 
5	SDG 3: Good Health	Painting	Part 1	Crate 3	Small Easel	- Place on Easel. Ensure the easel is stable.	Remove from easel, fold easel, and carefully		Pack boxes first, then paintings, securing them with protective



	and Wellbeing					- Place near natural light or well-lit area	place both in designated crates with protective padding.		padding, without applying pressure. 
6	SDG 3: Good Health and Wellbeing	Painting	Part 2	Crate 2	Small Easel	- Place on Easel. Ensure the easel is stable. - Place near natural light or well-lit area	Remove from easel, fold easel, and carefully place both in designated crates with protective padding.		Pack boxes first, then paintings, securing them with protective padding, followed by easels without applying pressure. 
7	SDG 4: Quality Education	Music video	Part 1	Crate 4	Box 2	- Place tablet on provided stand - Connect headsets securely to audio jack and place on stand.	Power off the tablet, disconnect headsets, and remove audio jack.	Pack tablets first, followed by headsets in hard-shell cases, and then folded stands.	Pack boxes first, then easels, securing them with protective padding on both sides.



						- Ensure tablet is fully charged.			
8	SDG 4: Quality Education	Painting	Part 2	Crate 1	Medium Easel	<ul style="list-style-type: none"> - Place on Easel. Ensure the easel is stable. - Place near natural light or well-lit area 	Remove from easel, fold easel, and carefully place both in designated crates with protective padding.		<p>Pack paintings first, separating and securing them with protective padding, then pack the easels without applying pressure.</p> 
9	SDG 5: Gender Equality	A rap video with poems	Part 1	Crate 3	Small Easel	<ul style="list-style-type: none"> - Place on Easel. Ensure the easel is stable. - Place near natural light or well-lit area 	Remove from easel, fold easel, and carefully place both in designated crates with protective padding.		<p>Pack boxes first, then paintings, securing them with protective padding, without applying pressure.</p>





									
10	SDG 5: Gender Equality	Painting	Part 2	Crate 2	Small Easel	<ul style="list-style-type: none"> - Place on Easel. Ensure the easel is stable. - Place near natural light or well-lit area 	Remove from easel, fold easel, and carefully place both in designated crates with protective padding.		<p>Pack boxes first, then paintings, securing them with protective padding, followed by easels without applying pressure.</p> 
11	SDG 6: Clean Water and Sanitation	Photography & Mixed Media	Part 1	Crate 3	Small Easel	<ul style="list-style-type: none"> - Place on Easel. Ensure the easel is stable. - Place near natural light or well-lit area 	Remove from easel, fold easel, and carefully place both in designated crates with protective padding.		<p>Pack boxes first, then paintings, securing them with protective padding, without applying pressure.</p>




									
12	SDG 6: Clean Water and Sanitation	Digital Drawing	Part 2	Crate 2	Small Easel	<ul style="list-style-type: none"> - Place on Easel. Ensure the easel is stable. - Place near natural light or well-lit area 	Remove from easel, fold easel, and carefully place both in designated crates with protective padding.		<p>Pack boxes first, then paintings, securing them with protective padding, followed by easels without applying pressure.</p> 
13	SDG 7: Affordable and Clean Energy	Painting	Part 2	Crate 2	Medium Easel	<ul style="list-style-type: none"> - Place on Easel. Ensure the easel is stable. - Place near natural light or well-lit area 	Remove from easel, fold easel, and carefully place both in designated crates with protective padding.		<p>Pack boxes first, then paintings, securing them with protective padding, followed by easels without applying pressure.</p>



									
14	SDG 7: Affordable and Clean Energy	Painting	Part 1	Crate 3	Small Easel	<ul style="list-style-type: none"> - Place on Easel. Ensure the easel is stable. - Place near natural light or well-lit area 	Remove from easel, fold easel, and carefully place both in designated crates with protective padding.		<p>Pack boxes first, then paintings, securing them with protective padding, without applying pressure.</p> 
15	SDG 8: Decent Work and Economic Growth	Painting	Part 2	Crate 1	Medium Easel	<ul style="list-style-type: none"> - Place on Easel. Ensure the easel is stable. - Place near natural light or well-lit area 	Remove from easel, fold easel, and carefully place both in designated crates with protective padding.		<p>Pack paintings first, separating and securing them with protective padding, then pack the easels without applying pressure.</p>





									
16	SDG 8: Decent Work and Economic Growth	Mixed Media Painting	Part 1	Crate 3	Small Easel (3 pieces)	<ul style="list-style-type: none"> - Place the 3 pieces one on top of the other on Easel. - Ensure the easel is stable. - Place near natural light or well-lit area 	Remove each piece from easel, fold easel, and carefully place both in designated crates with protective padding.		<p>Pack boxes first, then paintings, securing them with protective padding, without applying pressure.</p> 
17	SDG 9: Industry, Innovation, and Infrastructure	Sequential Art - (Narrative)	Part 2	Crate 1	Large Easel	<ul style="list-style-type: none"> - Place on Easel. Ensure the easel is stable. - Place near natural light or well-lit area 	Remove from easel, fold easel, and carefully place both in designated crates with protective padding.		<p>Pack paintings first, separating and securing them with protective padding, then pack the easels without applying pressure.</p>




									
18	SDG 9: Industry, Innovation, and Infrastructure	Stained glass mosaic	Part 1	Crate 3	Small Easel	<ul style="list-style-type: none"> - Place on Easel. Ensure the easel is stable. - Place near natural light or well-lit area 	Remove from easel, fold easel, and carefully place both in designated crates with protective padding.		<p>Pack boxes first, then paintings, securing them with protective padding, without applying pressure.</p> 
19	SDG 10: Reduced Inequalities	Drag comedy stage performance	Part 1	Crate 4	Box 2	<ul style="list-style-type: none"> - Place tablet on provided stand. - Connect headsets securely to audio jack and place on stand. - Ensure tablet is fully charged. 	Power off the tablet, disconnect headsets, and remove audio jack.	Pack tablets first, followed by headsets in hard-shell cases, and then folded stands.	<p>Pack boxes first, then easels, securing them with protective padding on both sides.</p>

									
20	SDG 10: Reduced Inequalities	Dance clip	Part 2	Crate 2	Box 1	<ul style="list-style-type: none"> - Place tablet on provided stand. - Connect headsets securely to audio jack and place on stand. - Ensure tablet is fully charged. 	Power off the tablet, disconnect headsets, and remove audio jack.	<p>Pack tablets first, followed by headsets in hard-shell cases, and then folded stands.</p> 	<p>Pack boxes first, then paintings, securing them with protective padding, followed by easels without applying pressure.</p> 
21	SDG 11: Sustainable Cities and Communities	Poetry with video	Part 1	Crate 4	Box 2	<ul style="list-style-type: none"> - Place tablet on provided stand. - Connect headsets securely to audio jack and place on stand. - Ensure tablet is fully charged. 	Power off the tablet, disconnect headsets, and remove audio jack.	<p>Pack tablets first, followed by headsets in hard-shell cases, and then folded stands.</p>	<p>Pack boxes first, then easels, securing them with protective padding on both sides.</p>




									
22	SDG 11: Sustainable Cities and Communities	Painting	Part 2	Crate 2	Medium Easel	<ul style="list-style-type: none"> - Place on Easel. Ensure the easel is stable. - Place near natural light or well-lit area 	Remove from easel, fold easel, and carefully place both in designated crates with protective padding.		<p>Pack boxes first, then paintings, securing them with protective padding, followed by easels without applying pressure.</p> 
23	SDG 12: Responsible Consumption and	Painting	Part 1	Crate 3	Small Easel	<ul style="list-style-type: none"> - Place on Easel. Ensure the easel is stable. - Place near natural light or well-lit area 	Remove from easel, fold easel, and carefully place both in designated crates with protective padding.		<p>Pack boxes first, then paintings, securing them with protective padding, without applying pressure.</p>



	Production								
24	SDG 12: Responsible Consumption and Production	Painting	Part 2	Crate 1	Medium Easel	<ul style="list-style-type: none"> - Place on Easel. Ensure the easel is stable. - Place near natural light or well-lit area 	Remove from easel, fold easel, and carefully place both in designated crates with protective padding.		<p>Pack paintings first, separating and securing them with protective padding, then pack the easels without applying pressure.</p> 
25	SDG 13: Climate Action	Spoken Word Poetry	Part 2	Crate 2	Box 1	<ul style="list-style-type: none"> - Place tablet on provided stand. - Connect headsets securely to audio jack and place on stand. 	Power off the tablet, disconnect headsets, and remove audio jack.	Pack tablets first, followed by headsets in hard-shell cases, and then folded stands.	Pack boxes first, then paintings, securing them with protective padding, followed by easels without applying pressure.

						- Ensure tablet is fully charged.			
26	SDG 13: Climate Action	Sculpture	Part 1	Crate 3	Box 5	Best placed at eye level on a table.	- Carefully place the sculpture in its designated space in Box 5.	Place the sculpture with protective padding on all sides to prevent movement	Pack boxes first, then paintings, securing them with protective padding, without applying pressure.
									
27	SDG 14: Life Below Water	3 Sculptural pieces	Part 2	Crate 2	Box 4	-Place each piece on the provided stand. Ensure it is stable. -Place on a table near natural light or a well-lit area	- Carefully place each piece in Box 4.	Place protective padding. Pack the largest piece first. Add padding between the largest and smaller pieces.	Pack boxes first, then paintings, securing them with protective padding, followed by easels without applying pressure.

								<p>Add padding then stands.</p> 	
28	SDG 14: Life Below Water	Painting	Part 1	Crate 3	Small Easel	<ul style="list-style-type: none"> - Place on Easel. Ensure the easel is stable. - Place near natural light or well-lit area 	<p>Remove from easel, fold easel, and carefully place both in designated crates with protective padding.</p>		<p>Pack boxes first, then paintings, securing them with protective padding, without applying pressure.</p> 
29	SDG 15: Life on Land	Mix medium art	Part 1	Crate 3	Small Easel	<ul style="list-style-type: none"> - Place on Easel. Ensure the easel is stable. - Place near natural light or well-lit area 	<p>Remove from easel, fold easel, and carefully place both in designated crates with protective padding.</p>		<p>Pack boxes first, then paintings, securing them with protective padding, without applying pressure.</p>

									
30	SDG 15: Life on Land	Print of digital art	Part 2	Crate 2	Small Easel	<ul style="list-style-type: none"> - Place on Easel. Ensure the easel is stable. - Place near natural light or well-lit area 	Remove from easel, fold easel, and carefully place both in designated crates with protective padding.		<p>Pack boxes first, then paintings, securing them with protective padding, followed by easels without applying pressure.</p> 
31	SDG 16: Peace, Justice, and Strong Institutions	Photography & Mixed Media	Part 1	Crate 3	Small Easel	<ul style="list-style-type: none"> - Place on Easel. Ensure the easel is stable. - Place near natural light or well-lit area 	Remove from easel, fold easel, and carefully place both in designated crates with protective padding.		<p>Pack boxes first, then paintings, securing them with protective padding, without applying pressure.</p>

									
32	SDG 16: Peace, Justice, and Strong Institutions	Slam-poésie	Part 2	Crate 2	Box 1	<ul style="list-style-type: none"> - Place tablet on provided stand. - Connect headsets securely to audio jack and place on stand. - Ensure tablet is fully charged. 	Power off the tablet, disconnect headsets, and remove audio jack.	<p>Pack tablets first, followed by headsets in hard-shell cases, and then folded stands.</p> 	<p>Pack boxes first, then paintings, securing them with protective padding, followed by easels without applying pressure.</p> 
33	SDG 17: Partnerships for the Goals	Painting	Part 2	Crate 2	Small Easel	<ul style="list-style-type: none"> - Place on Easel. Ensure the easel is stable. - Place near natural light or well-lit area 	Remove from easel, fold easel, and carefully place both in designated crates with protective padding.		<p>Pack boxes first, then paintings, securing them with protective padding, followed by easels without applying pressure.</p>

									
34	SDG 17: Partnerships for the Goals	Painting	Part 1	Crate 3	Small Easel	<ul style="list-style-type: none"> - Place on Easel. Ensure the easel is stable. - Place near natural light or well-lit area 	Remove from easel, fold easel, and carefully place both in designated crates with protective padding.		<p>Pack boxes first, then paintings, securing them with protective padding, without applying pressure.</p> 

5.2. Reference Table with Pictures of Crates/Boxes

This section includes pictures and descriptions of the crates and boxes, specifying contents and packing instructions to assist with accurate repacking of exhibition materials.

CRATE 1	CRATE 2	CRATE 3	CRATE 4
			
<p><u>Dimensions:</u> L75 - W29 - H58.5</p>	<p><u>Dimensions:</u> L84.5 - W29 - H45.5</p>	<p><u>Dimensions:</u> L84.5 - W29 - H45.5</p>	<p><u>Dimensions:</u> L84.5 - W29 - H45.5</p>

<p><u>Contents</u> Easels: <ul style="list-style-type: none"> ○ 5 Medium Easels ○ 2 Small Easels Art Pieces: <ul style="list-style-type: none"> ○ #15 – SDG 8 ○ #17 – SDG 9 ○ #8 – SDG 4 ○ #24 – SDG 12 </p>	<p><u>Contents</u> Easels: <ul style="list-style-type: none"> ○ 1 Large Easel ○ 4 Small Easels Art Pieces: <ul style="list-style-type: none"> ○ #1– SDG 1 ○ #3– SDG 2 ○ #6– SDG 3 ○ #10– SDG 5 ○ #12– SDG 6 ○ #13– SDG 7 ○ #20– SDG 10 ○ #22– SDG 11 ○ #25– SDG 13 ○ #27– SDG 14 ○ #30– SDG 15 ○ #32– SDG 16 ○ #33– SDG 17 </p>	<p><u>Contents</u> Easels: None Art Pieces: <ul style="list-style-type: none"> ○ #2 – SDG 1 ○ #4 – SDG 2 ○ #5 – SDG 3 ○ #9 – SDG 5 ○ #11 – SDG 6 ○ #14 – SDG 7 ○ #16 – SDG 8 ○ #18 – SDG 9 ○ #23 – SDG 12 ○ #26 – SDG 13 ○ #28 – SDG 14 ○ #29 – SDG 15 ○ #31 – SDG 16 ○ #34 – SDG 17 </p>	<p><u>Contents</u> Easels: <ul style="list-style-type: none"> ○ 14 Small Easels Art Pieces: <ul style="list-style-type: none"> ○ #7 – SDG 4 ○ #19 – SDG 10 ○ #21 – SDG 11 </p>
--	--	---	--

BOX 1	BOX 2	BOX 3	BOX 4
			
<p><u>Contents:</u></p> <ul style="list-style-type: none"> ● 4 tablets for pieces #1, #20, #25, #32 ● 4 silver stands for tablets ● 8 headsets in hard-shell cases ● 8 black stands for headphones ● 4 audio jacks 	<p><u>Contents:</u></p> <ul style="list-style-type: none"> ● 3 tablets for pieces #7, #19, #21 ● 3 silver stands for tablets ● 6 headsets in hard-shell cases ● 6 black stands for headphones ● 6 audio jacks 	<p><u>Contents:</u></p> <p>Piece # 4-SDG 2</p>	<p><u>Contents:</u></p> <p>Piece # 27-SDG 14</p>
<p>BOX 5</p>  <p><u>Contents:</u></p> <p>Piece #25 SDG 13 (sculpture)</p>			

6. Visual Identity and Marketing Support

The exhibition must adhere to WUSC's visual identity guidelines, which include:

- **Branding and Logos (available upon request):** Consistent use of the Art Exhibition and WUSC branding and logo, as well as GAC's logo, in all promotional materials.

7. Social Media campaign

- **Objective:** To be used by hosting organizations to promote the Art Exhibition (optional)
- **Target Audience:** General public wishing to learn more about the SDGs and international development.
- **Channels:** Social media (LinkedIn, Facebook, Instagram, Twitter), email outreach, corporate website.

Platform	Template
<p>LinkedIn & Facebook</p>	<p>☐☐ We are thrilled to host the WUSC "Through My Eyes: Art for Development" exhibition at our gallery/organization!</p> <p>This unique exhibit features 34 artworks exploring the Sustainable Development Goals (SDGs) and their impact on communities worldwide.</p> <p>Join us from [Start Date] to [End Date] to engage with impactful art. Click here to register for FREE or click here to learn more about the exhibition</p> <p>#ThroughMyEyes #WUSCExhibition #ArtExhibition #SustainableDevelopment</p> <p>...</p> <p>☐☐ C'est avec plaisir que nous accueillons l'exposition de l'EUMC "À Travers Mes Yeux : L'Art pour le Développement" dans notre galerie/organisation!</p> <p>Cette exposition unique présente 34 œuvres explorant les Objectifs de Développement Durable (ODD) et leur impact sur les communautés du monde entier.</p> <p>Rejoignez-nous du [Date de début] au [Date de fin] pour découvrir ces histoires inspirantes. Cliquez ici pour vous inscrire GRATUITEMENT ou ici pour en apprendre plus sur l'exposition.</p> <p>#ÀTraversMesYeux #ExpositionWUSC #ExpositionArt #DéveloppementDurable</p>
<p>Instagram</p>	<p>☐☐ We are excited to announce that we are hosting the WUSC "Through My Eyes: Art for Development" exhibition!</p> <p>This unique exhibit features 34 artworks exploring the Sustainable Development Goals (SDGs) and their impact on communities worldwide.</p> <p>Don't miss this experience, from [Start Date] to [End Date]. Click on the link in our bio to register for FREE and for more details!</p> <p>#ThroughMyEyes #WUSCExhibition #ArtExhibition #SustainableDevelopment</p> <p>...</p>

	<p>☐☐ Nous avons hâte de vous accueillir pour l'exposition "À Travers Mes Yeux : L'Art pour le Développement" de l'EUMC!</p> <p>Cette exposition unique présente 34 œuvres explorant les Objectifs de Développement Durable (ODD) et leur impact sur les communautés du monde entier.</p> <p>Ne manquez pas cette expérience du [Date de début] au [Date de fin]. Cliquez sur le lien dans la bio pour vous inscrire GRATUITEMENT et pour en savoir plus!</p> <p>#ÀTraversMesYeux #ExpositionWUSC #ExpositionArt #DéveloppementDurable </p>
Twitter	<p>☐☐ We're proud to host WUSC's "Through My Eyes: Art for Development" exhibition! 34 impactful artworks focusing on the Sustainable Development Goals (SDGs) will be on display from [Start Date] to [End Date]. Register for free [Link] Learn more: throughmyeyes.wusc.ca #ThroughMyEyes #WUSCExhibition #ArtExhibition #SDGs</p> <p>...</p> <p>☐☐ Nous avons l'honneur d'accueillir l'exposition "À Travers Mes Yeux : L'Art pour le Développement" de l'EUMC! 34 œuvres engageantes portant sur les Objectifs de Développement Durable (ODD) seront exposées du [Date de début] au [Date de fin]. Inscription gratuite [Lien]. En savoir plus : throughmyeyes.wusc.ca #ÀTraversMesYeux #ExpositionWUSC #ExpositionArt #ODD </p>

Instructions for Using Social Media Templates:

Step	Instructions
Choose template	Select the appropriate template based on objective, audience and platform (LinkedIn, Facebook, Instagram, Twitter).
Replace placeholders and add info	Fill in the placeholders: [Gallery Name], [Location], [Start Date], [End Date]. Include links: - Exhibition webpage (add QR code if needed). - Eventbrite registration link (optional for tracking attendance).
Add visuals and branding	Add exhibition visuals and logos. Follow branding guidelines .

Add hashtags	Use for visibility: #ThroughMyEyes, #WUSCExhibition, #ArtExhibition, #SustainableDevelopment #InterConnexionsWUSC #SDGs #ÀTraversMesYeux #ExpositionWUSC #ExpositionArt #DéveloppementDurable #InterConnexionsEUMC #ODD
Include french translation	Don't forget to include the French translation of each post. For Twitter, create a separate tweet for the French version due to character limits.
Tag	Tag the funding partner GAC. GAC social media handles: <ul style="list-style-type: none"> ● Facebook: EN: CanadaDevelopment FR: DevCanada ● Instagram: EN: @CanadaDev FR: @DeveloppementCanada ● LinkedIn: @global-affairs-canada-affaires-mondiales-canada ● X: EN @CanadaDev FR: @DevCanada
For hosting organizations	Tag WUSC in every post mentioning the art exhibition. WUSC social media handles: <ul style="list-style-type: none"> ● Facebook: @wusc.ca ● Instagram: @wusc_eumc ● LinkedIn: @WUSC ● X: @WorldUniService ● Youtube: https://www.youtube.com/user/WUSCEUMC

8. Web page on WUSC web site

A web page was created under the campaigns tab of the WUSC website. It is easy to navigate and contains all necessary information including artist bios with headshots, and descriptions and pictures of the artworks. <https://throughmyeyes.wusc.ca/>

9. Visitor feedback




- [Post-Exhibition Survey](#): To be updated and linked with QR code, included in the printed guides, and galleries to display it and encourage visitors to fill out the survey
- Registration Procedure: To be found in Annex 3.





10. Exhibition coordinator details



- Contact Information: Fabian Martin, fmatin@wusc.ca





Annex 1: Sub-Exhibitions






○ Art Exhibition – Part 1

#	SDG	Sub-Exhibition	Crate	Artwork Title	Artist Name	Medium	Dim inch	Description	Picture	Equipment provided by WUSC	Required packing method (cf logistics)
2	SDG 1: No Poverty	Part 1	Crate 3	More Than a Pile	Jayden Thompson	Lithography	24.8 x 36.22 x 1.37 in	An artwork critiquing the heavy hand of privilege and envisioning a world free from deprivation, highlighting the global reality of poverty.		Small Easel	
4	SDG 2: Zero Hunger	Part 1	Crate 3	Just Another Beggar	Uwe Foehring	Stone sculpture	11.81 x 6.29 x 9.84 in	A stone sculpture inspired by beggars in Paris and Ottawa, reflecting the harsh realities of hunger and the need for systemic solutions.			


5	SDG 3: Good Health and Wellbeing	Part 1	Crate 3	For Every Life Matters	Nasheera Adam	Painting	1.18 x 21.65 x 31.49 in	A painting inspired by the maternal ward in a Malawian hospital, emphasizing the right to proper healthcare for women and children.		Small Easel	
7	SDG 4: Quality Education	Part 1	Crate 4	SHINE	SamueL (Samuel Genda)	Music video	Non applicable	A hip-hop musical piece addressing gender stereotypes in education, encouraging girls to shine and pursue education as a path to equality.			
9	SDG 5: Gender Equality	Part 1	Crate 3	Through the Eyes of Women	ShikCreates (Choosha Devi Hurrydass)	A rap video with poems	27.55 x 19.68 x 0.78 in	Inspired by the 16 Days of Activism against Gender-Based Violence, this interactive piece includes illustrations, written poems, and recited poems by women from		Small Easel	

								various backgrounds, highlighting multiple aspects of GBV and the aspiration for a better world for girls and women.			
1 1	SDG 6: Clean Water and Sanitation	Part 1	Crat e 3	Flow of Life: Ripples of Change in Pursuit of Clean Water	Malawi to the World (Kondwani Jere)	Photography & Mixed Media	1.18 x 27.55 x 41.33 in	A collage depicting the daily journey for clean water in Malawi, highlighting the importance of water access and sanitation.		Small Easel	
1 4	SDG 7: Affordable and Clean Energy	Part 1	Crat e 3	Everything is on the Line	Margery Leach	Painting	35.43 x 23.62 x 1.57 in	A piece using a clothesline to symbolize the urgent need for clean and affordable energy, emphasizing harmony with nature.		Small Easel	


16	SDG 8: Decent Work and Economic Growth	Part 1	Crate 3	Without title	Benjamin McTaggart	Mixed Media Painting	3.14 x 9.84 x 19.68 in	3 pieces exploring labor and economic development at sea, highlighting the often overlooked realities of maritime work and its global impact.		Small Easel 3 pieces on one easel	
18	SDG 9: Industry, Innovation, and Infrastructure	Part 1	Crate 3	The Emerald City	Anne-Marie Battis	Stained glass mosaic	1.96 x 13.77 x 13.77 in	A stained glass mosaic representing modern urban environments, emphasizing the importance of resilient infrastructure and innovation.		Small Easel	
19	SDG 10: Reduced Inequalities	Part 1	Crate 4	Endless Possibilities	Ms Grande (Zahir Elias)	Drag comedy stage performance	Non applicable	A multimedia piece addressing economic and social inequalities, with a focus on the LGBTQ+ community in Malawi.			




2 1	SDG 11: Sustainable Cities and Communities	Part 1	Crat e 4	Home - My Reality Versus my Dreams	SamueL (Samuel Genda)	Poetry with video	Non applica ble	A spoken word poetry piece and video exploring the impact of housing and infrastructure on achieving dreams and improving living conditions.			
2 3	SDG 12: Responsible Consumption and Production	Part 1	Crat e 3	We Affect Everything	Karen Billett	Painting	0.78 x 17.71 x 21.65 in	A painting emphasizing the impact of human actions on the environment, advocating for sustainable consumption and production practices.		Small Easel	
2 6	SDG 13: Climate Action	Part 1	Crat e 3	Flight Path	Lisa Creskey	Sculpture	Non applica ble	A depiction of the annual migration of Parasitic Jaegers, symbolizing the unified effort needed for climate action.			



28	SDG 14: Life Below Water	Part 1	Crat e 3	Regenerat ion	Cecile Tang (C-xixile)	Painting	2,36 x 20.4 x 20.4 in	A colorful depiction of corals, emphasizing their importance to marine life and the need for conservation efforts.		Small Easel	
29	SDG 15: Life on Land	Part 1	Crat e 3	Without title	ShikCreates (Chooshma Devi Hurrydass)	Mix medium art	1.57 x 20.8 x 20.8 in	A piece narrating the lifecycle of a tree and the impact of deforestation, inspired by Cyclone Freddie's aftermath in Malawi.		Small Easel	
31	SDG 16: Peace, Justice, and Strong Institutions	Part 1	Crat e 3	Crossroads of Compassion: Harmony in Displacement	Malawi to the World (Kondwani Jere)	Photography & Mixed Media	1.18 x 21.65 x 41.33 in	An installation linking the experiences of refugees and cyclone-affected Malawians, emphasizing the universal quest for stability and community.		Small Easel	



34	SDG 17: Partnerships for the Goals	Part 1	Crate 3	We are one	Karen Billett	Painting	11 x 14 in	A vibrant portrayal of global unity, emphasizing the interconnectedness of all communities and their shared commitment to achieving sustainable development goals.		Small Easel	
----	---	--------	---------	------------	---------------	----------	------------	--	---	-------------	--



o Art Exhibition – Part II




#	SDG	Sub-Exhibition	Crate	Artwork Title	Artist Name	Medium	Dim inch	Description	Picture	Equipment provided by WUSC	Required packing method (cf logistics)
1	SDG 1: No Poverty	Part 2	Crate 2	Njala Nchilombo	Kal-El Music	Song and Lyric video	Non applicable	A powerful song depicting the struggles and resilience of those facing poverty in		1 tablet + 1 stand 2 headset s + 2 stands 1 splitter	






								Malawi, accompanied by a visually impactful lyric video.		audio jack	
3	SDG 2: Zero Hunger	Part 2	Crate 2	Nurturing Abundance	Malawi to the World (Kondwani Jere)	Photography & Mixed Media	1.18 x 23.62 x 41.33 in	A collage celebrating sustainable agriculture and community strength in Malawi, showing the journey towards a hunger-free world.		Small Easel	
6	SDG 3: Good Health and Wellbeing	Part 2	Crate 2	Without title	Catalina Villanueva	Painting	20.47 x 27.95 x 1.37 in	An artwork representing a dystopian society where health and wellbeing are neglected, using symbolism to address risky health		Small Easel	




								behaviors and their consequences.			
8	SDG 4: Quality Education	Part 2	Crate 1	Education Changes the World	Collective (Original idea: Sophie St-Laurent)	Painting	1.18 x 43.30 in	A collective work representing the different doors and paths available to those with access to quality education, capturing perspectives from over 80 youth across Canada.		Medium Easel	
10	SDG 5: Gender Equality	Part 2	Crate 2	Ndjombo	Enia Sitole	Painting	1.57 x 17.32 x 23.62 in	A painting of a mother with her children, symbolizing gender equality and female empowerment, inspired by the artist's		Small Easel	


								personal journey.			
1 2	SDG 6: Clean Water and Sanitation	Part 2	Crate 2	Without title	Nura Huerman (Lina Artz)	Digital Drawing	0.78 x 27.55 x 27.55 in	A depiction of a perfect world where humans and sea creatures coexist harmoniously, emphasizing the importance of clean water.		Small Easel	
1 3	SDG 7: Affordable and Clean Energy	Part 2	Crate 2	Peace on the Horizon	Margery Leach	Painting	22" x 24"	The artwork embodies Sustainable Development Goal #7 by depicting a sun as a peace sign, emphasizing clean energy's role in promoting global peace and		Medium Easel	

								sustainability.			
15	SDG 8: Decent Work and Economic Growth	Part 2	Crate 1	To Grow and Survive	Nasheera (Nasheera Adam)	Painting	29.52 x 39.37 x 1.18 in	A painting depicting child labor, marketplace scenes, and urban development in Malawi, highlighting the importance of decent work and economic growth.		Medium Easel	
17	SDG 9: Industry, Innovation, and Infrastructure	Part 2	Crate 1	Harnessing Lake Wave Energy	Kal-El Music (Abdul Aziz Elias)	Sequential Art - (Narrative)	0.78 x 59.05 x 43.3 in	A comic strip blending traditional Malawian art and futuristic symbols, depicting a young man's journey to harness lake wave energy for sustainable		Large Easel	

								developme nt.			
2 0	SDG 10: Reduc ed Inequ alities	Part 2	Crate 2	Fighters Dance Crew	Fighters Dance Crew (Annie- Claude Elie)	Dance clip	Non applica ble	A music video featuring young dancers from the Dzaleka refugee camp, using Michael Jackson's "They Don't Care About Us" to highlight the struggles and potential of young refugees.			
2 2	SDG 11: Sustai nable Cities and Com munit ies	Part 2	Crate 2	Piecing It Together	Penny Bateman	Painting	57.08 x 25.59 x 1.18 in	A patchwork representin g the component s of a sustainable community , created with non-		Mediu m Easel	

								toxic paints and reused materials.			
24	SDG 12: Responsible Consumption and Production	Part 2	Crate 1	Sustainable Communities and Cities	Makafui Awuku	Painting	50.39 x 37 x 1.57 in	No Description		Medium Easel	
25	SDG 13: Climate Action	Part 2	Crate 2	Scorched Earth	Phindu Zaie (Phindu Banda)	Spoken Word Poetry	Non applicable	A poem highlighting the impact of climate change on Malawi, calling for climate justice and immediate action.			
27	SDG 14: Life Below Water	Part 2	Crate 2	Without title	ShikCreates (Choosha Devi Hurrydass)	3 Sculptural pieces	Non applicable	An artwork featuring Malawian aquatic life, highlighting the impact of pollution on Lake		Add to put sculptures on tables	

								Malawi's ecosystem.			
30	SDG 15: Life on Land	Part 2	Crate 2	Without title	Rae Landriau	Print of digital art	2,36 x 20.4 x 20.4 in	A collage and drawing combination examining the role humans play in larger ecological systems, advocating for conservation of green spaces.		Small Easel	
32	SDG 16: Peace, Justice, and Strong Institutions	Part 2	Crate 2	Slam Lettre	Leslamo (Songa Bahati Manassé)	Slam-poésie	Non applicable	A powerful slam poetry piece addressing the need for global partnerships and collective action.			

33	SDG 17: Partnerships for the Goals	Part 2	Crate 2	Together Ensemble	Collective (Original concept: Sophie St-Laurent)	Painting	1.57 x 22.04 x 22.04 in	A collective work highlighting the importance of individual and collective contributions towards building an inclusive, sustainable world.		Small Easel	
----	------------------------------------	--------	---------	---------------------	--	----------	-------------------------	--	---	-------------	--

Annex 3: Registration procedure for Galleries/Organizations

For the successful hosting of the "Through My Eyes: Art for Development" exhibition, it is essential to track attendee information. This data is crucial for WUSC reporting and helps us understand the reach and impact of the exhibition. Below is a streamlined process to set up pre-registration and registration on-site.

Step 1: Online pre-registration with Eventbrite (or Equivalent Platform)

- Use Eventbrite or a similar platform (e.g., Ticket Tailor, Universe) to set up a free ticketing page for your exhibition.
- Include information about the exhibition dates, location, teaser images, and description to attract attendees.
- Customize the form to collect important details, such as:
 - Full Name
 - Email Address
 - Age Bracket (e.g., 18-24, 25-34, 35-44, etc.)
 - Gender (e.g., Male, Female, Non-binary, Prefer not to say)
- Set tickets as "Free".
- Share the Eventbrite link on your website, social media, and promotional materials, encouraging guests to pre-register.

Step 2: On-Site Registration

1. Registration Table

- Place a registration table at the entrance with a sign encouraging visitors to register.
- Use either a paper sign-in sheet for manual entry or a tablet with a Google Form that attendees can quickly fill out.

2. QR Code Registration

- Generate a QR code linked to the Google Form. Display the QR code at key entry points.
- Encourage visitors to scan the QR code with their smartphones and complete the quick registration form.

3. Self-Count & Manual Tally

- Provide a container with colored tokens at the entrance. Visitors select a token based on their age category and/or gender and drop it into a labeled box.

- If you decide to only have a total headcount, use a single container with uncolored tokens and ask attendees to drop one in the box upon entry.

Step 3: Data Collection and Reporting

- For online and QR code registrations, export attendee data from Eventbrite or the Google Form.
- For in-person registrations, compile the paper logs or tally the token counts daily.
- Share the final count and demographic breakdown with WUSC at the end of the exhibition period.

Contact for Support

If you have any questions about setting up the registration system or need technical assistance, please reach out to the Art Exhibition Coordinator at fmartin@wusc.ca.